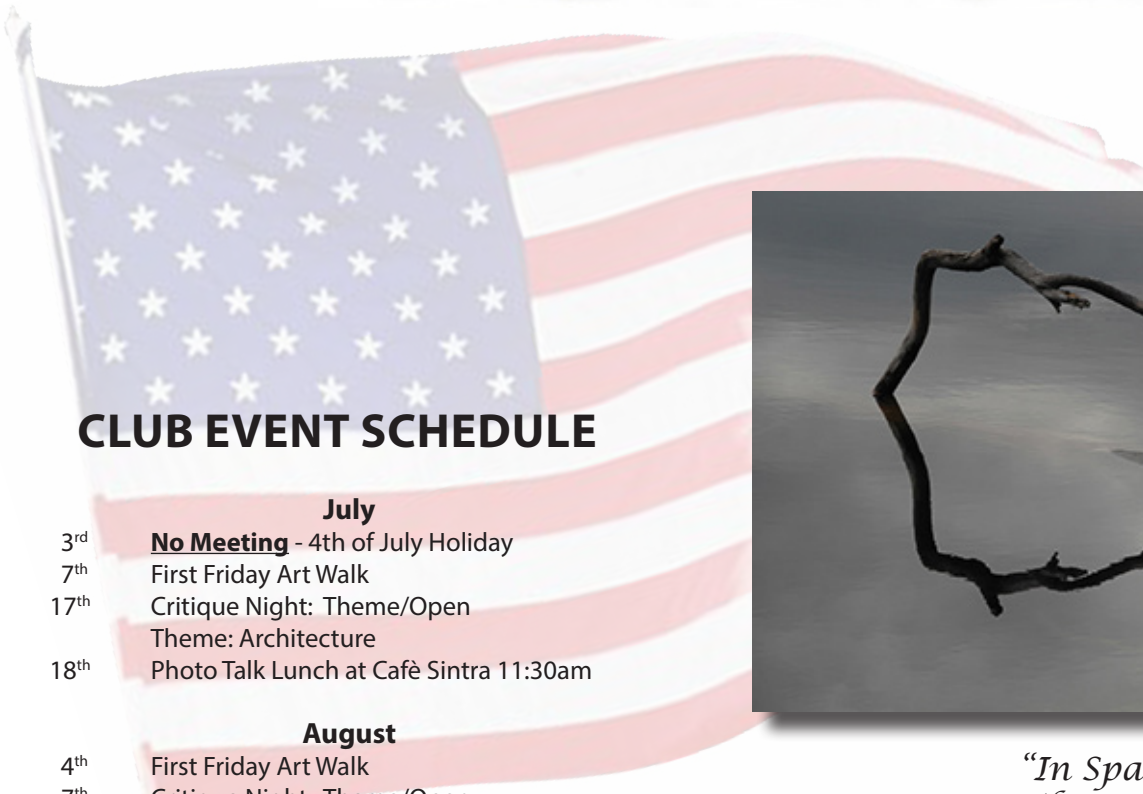




JULY 2023
Volume 21: Issue 7

IN FOCUS



CLUB EVENT SCHEDULE

July

- 3rd **No Meeting** - 4th of July Holiday
- 7th First Friday Art Walk
- 17th Critique Night: Theme/Open
Theme: Architecture
- 18th Photo Talk Lunch at Café Sintra 11:30am

August

- 4th First Friday Art Walk
- 7th Critique Night: Theme/Open
Theme: Opposites
- 8th Photo Talk Lunch at Café Sintra 11:30am
- 21st Program Night - TBA
- 22nd Photo Talk Lunch at Café Sintra 11:30am

September

- 1st First Friday Art Walk - Bend
- 4th **NO MEETING** - Labor Day Holiday
- 5th Photo Talk Lunch at Café Sintra 11:30am
- 18th Critique Night: Theme/Open
Theme: Musical Instruments
- 19th Photo Talk Lunch at Café Sintra 11:30am

October

- 2nd Critique Night: Theme/Open
Theme: B/W
- 3rd Photo Talk Lunch at Café Sintra 11:30am
- 6th First Friday Art Walk in Bend
- 16th Program Night - TBA
- 17th Photo Talk Lunch at Café Sintra 11:30am



“In Space”
©JMike Gallagher
Theme “Negative Space”

INSIDE THIS ISSUE

- Member Gallery: June..... Page 3-5
- Book Project Update Page 6
- List of Favorites..... Page 6
- Another View Page 7
- Classifides..... Page 8

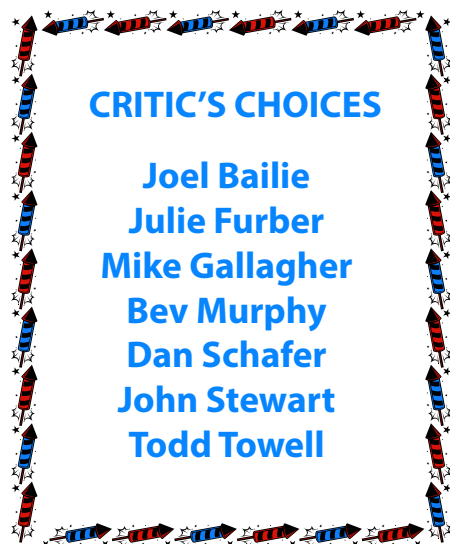
Welcome to **IN FOCUS**, newsletter of the Cascade Camera Club, located in Bend, Oregon.

Our meetings are held at Larkspur Community Center, 1600 SE Reed Market Rd, the First and Third Monday of each month (except September) from 6:30pm until 8:00pm. We use the Multi-purpose Room. Check the Cascade Camera Club Website for any changes.

Website: cascadecameraclub.com
Email: cascadecameraclub.com/contact/

June Critiquer
Joe Kline
Theme Was "Negative Space"

SUBMISSION DEADLINE
11:59 pm PST ON THE WEDNESDAY
PRIOR TO CRITIQUE NIGHT



JUNE SUBMISSIONS

Theme:

John Aylward	Solitude
Joel Bailie	New York Napper
Marisela Berlanga	Orchids and Bud
Jim Dunn	Enigmatic Icon
Julie Furber	Little House on the Prairie
Shireen Gastineau	Gondola View
Mike Gallagher	Snag in Space
Joe Hudspeth	Flying High
Bev Murphy	Space to Grow
John O'Donnell	Where to Now
Steve Peters	A Whirlpool in Negative Literal Space
Ken Sandine	Space To Park
Jack Schade	Negative Space
Dan Schafer	Small
Matt Smith	The Lighthouse
John Stewart	Mallory
Todd Towell	Brotherly Love

Critiquer for July
Dorothy Freudenberg



©Todd Towell

June Theme Images
"Negative Space"



©Ken Sandine



©Joe Hudspeth





©Shireen Gastineau



©Steve Peters

June Theme Images
"Negative Space"





June Theme Images
"Negative Space"



BOOK PROJECT UPDATE

With the Kickstarter Campaign over now, we will be sending a Kickstarter “backers survey” to get your mailing address and clarify your order. You will have a chance to update your delivery address at any time before we mail books through the Kickstarter pledge manager. Credit cards will be charged by Kickstarter only after the campaign ends.

We’re hoping we can save mailing costs by distributing books to members at club meetings or by hand delivery, but will be happy to send your order by mail if that’s what you want. We will ask for your preference when the time comes.

As we get a better sense of the delivery date we will send a message to all backers. The current thinking is that if we can submit our files to the printer by July 31 as planned, then we should receive the books sometime between Oct 29 and Nov 30, and we are considering one of the first three weekends in December for the launch event.

As we consider our Launch event options, we have a **question to the membership**, would you be interested in displaying a print of yours at the Launch Event? If you are, please reply back to Bev at bevmurphy.ccc@gmail.com. Pending the response to this question, additional information would be available at a later time.



List of Favorite Photo Items Presented at the June Program Night

From Steve Peters:

1. NewQ Filehub AC750 Travel Router - \$80

Compact device allows me to back up SD cards to USB drive or portable hard drive when on trips. (I don’t use a laptop.)

2. Peak Design Camera Capture Clip - \$75

Lets me clip camera to my backpack shoulder strap to free up my hands when I’m not shooting, while hiking.

3. Manfrotto BeFree Advanced Carbon Fiber Tripod - \$299

Remarkably sturdy, compact, lightweight tripod, weighs less than 2 lbs. Supports 17-lbs., 16” minimum height and 59” maximum height, includes Manfrotto 494 center ball head, which I do not use. Made in Italy.

From Bev:

1. Peak Design Slide Lite Strap with Anchor Links - \$59

2. Peak Design Everyday Tote 15L \$149

From Ralph:

1. Flexshooter Pro: <https://ballhead.com/> - there are three different Flexshooter size/price options and two clamp options

2. Heipi travel tripod: <https://heipivision.com/products/heipi-3-in-1-travel-tripod>



3. Peak Design travel tripod: https://www.peakdesign.com/pages/travel-tripod?gad=1&gclid=EAlaIqObChMIhtntm-rnh_wlVqzatBh0jMQWiEAAYASAAEgKxyPD_BwE or <https://www.peakdesign.com> for other Peak Design products

From Brian:

<https://www.cottoncarrier.com/collections/camera-harnesses/products/new-ccs-camo-harness-1>

From Matt:

It’s an older model Zoom H2 digital audio recorder.. looks like there is a more current model from the same line on [Amazon.com](https://www.amazon.com)



Another View

By Robert Agli



What's Happening with Technology

We all seem to be on technology overload. I recently took delivery of a computer on wheels, a Tesla. Everyone is aware of its mind bending acceleration but, in my opinion, the real stunner is the massive iPad look alike. Most of the controls are voice activated but you still need to know what to activate! You are stepping into an alternate universe when you get behind the wheel. The only thing in common with a conventional auto are the window controls and seating position. Even the accelerator operates differently. I studied the owner manual for weeks before delivery and watched You Tube videos until I lost count. Armed with all that info crammed in my head I drove away from the Tesla store and thought I was going to pass out from heat stroke because I could not remember how to control the air conditioning! That experience really got me thinking about how similar this situation is to getting a new camera. No matter how informed you think you are once you have the camera in hand your mind cannot make the connection with all the "stuff" you downloaded into your brain before getting the camera to actually using it.

I have more than a passing interest in learning theory and I'm sure there are readers of this newsletter who are far more knowledgeable but I have some rudimentary theories about what is happening. Our brains cannot absorb massive amounts of information and immediately fully utilize the info. Best analogy, is the brain is like a funnel. A funnel has a maximum rate it can pass through an orifice and no matter how much liquid you pour into it it still only passes so much. The brain can only absorb so much. Both the funnel and the brain are far more efficient by slowly gathering info or in the case of the funnel, liquids.

It's pretty much a given that cramming for final exams in college has never been effective. It gives you a sense of accomplishment but has no real return on your time invested. The real learning happened an hour at a time and then followed up with multiple reviews or homework. I learned this to a great extent during my time playing tennis. I loved going to tennis camps and "cramming", but the real learning was the incremental time of one hour a week with a local pro followed by hours of practice.

You probably know where I am going with this. Photography technique is definitely skill based. Getting a new camera can be an overwhelming experience and couple that with pressure filled on site photography and you have the perfect recipe for disaster. I have a friend who had an opportunity to travel to the Artic Circle and photograph the Aurora. He asked me to help set up his equipment specifically for the shoot. Against my better judgment I agreed to help. After one night of frustration he abandoned his mirrorless camera and just used his iPhone. He got some great shots by the way.

The real lesson here is something called kinetic learning. That's a fancy way of saying learn by doing. The only way to really learn your camera is grab the thing and start playing and reading just a bit at a time. Also remember the camera has far more settings than you will probably ever master. Just realize that that camera is wonderful opportunity to learn. Don't cram. Take your time and learn to "become one with your camera". It's the journey that makes photography fun. Now if I can just remember how to turn off the radio in my car...

Fireworks Photography Tips (per Nikon but applical to all)

Use a tripod.

Use a cable release or wireless remote to trigger the shutter if you have one.

Turn on Long Exposure Noise Reduction (if you choose)

Shoot the highest quality file you can. RAW is ideal.

Set the camera to a low ISO, such as 200.

A good starting point for aperture is f/11.

Instead of choosing a shutter speed, set the camera to Bulb (B) which allows you to keep the shutter open as long as you want. Expose for the entire fireworks burst. You can even keep the shutter open for multiple bursts.

Turn off the autofocus, otherwise it might have difficulty locking onto focus. Manually focus your lens at infinity

CASCADE CAMERA CLUB 2023 OFFICERS

Bob Bush- President

Shireen Gastineau - Vice President

Julie Furber - Secretary

Todd Towell - Treasurer

Oscar Berlanga - Member-at-Large

Robert Agli - Program Co-Chair


Brent McGregor - Program Co-Chair

Ruth Baker - Membership Chair

Ralph Delamarter - Multi Media Chair

Bev Murphy - Communication Editor

Jim Sellers - Audio Chair



CLASSIFIEDS

All the equipment has been well cared for and is in very good to like new condition. I purchased all the equipment new, and the original packaging and documentation is included. Please contact me by phone or email if you are interested or have any questions.

Make	Model	New Cost	Used Price
Cameras and Lenses			
Sony	A7r III Mirrorless Digital Camera	\$2,800	\$1,250
Sony	FE 12-24mm F4 G	\$1,770	\$1,300
Sony	FE 16-35mm F2.8 GM OSS	\$2,200	\$1,800
Sony	FE 24-105mm F4 ZA OSS	\$1,300	\$ 750
Samyang	FE 34mm F2.8	\$ 400	\$ 150
Sony	FE 100-400mm F4.5-5.6 GM OSS	\$2,500	\$1,950
Sony	FE 90mm f/2.8 Macro G OSS	\$1,100	\$ 800
Sony	FE 2x Tele converter	\$ 550	\$ 390

Brad Bailey
541-419-6982
bbphoto62@gmail.com

Upcoming Photo Ops

Fun on the Fourth of July
Fireworks/Parade

Balloons Over Bend
July 28th - 30th

High Desert Classic
Horse Show
J Bar J Ranch
July 19 - 23
26 - 30