



IN FOCUS

CLUB EVENT SCHEDULE

February

- 3rd Critique Night: Theme/Open
Theme - Simplicity
- 4th Photo Talk Lunch at Cafè Sintra 11am
- 7th First Friday Art Walk
- 17th Program Night - Peter Marbach
- 18th Photo Talk Lunch at Cafè Sintra 11am

March

- 2nd Critique Night: Theme/Open
Theme: Animal Portraits
- 3rd Photo Talk Lunch at Cafè Sintra 11am
- 6th First Friday Art Walk
- 16th Program Night: TBA
- 17th Photo Talk Lunch at Cafè Sintra 11am

April

- 3rd First Friday Art Walk
- 6th Critique Night: Theme/Open
Theme: Yellow
- 7th Photo Talk Lunch at Cafè Sintra 11am
- 20th Program Night: TBA
- 21st Photo Talk Lunch at Cafè Sintra 11am

May

- 1st First Friday Art Walk
- 4th Critique Night: Theme/Open
Theme: Black/White
- 5th Photo Talk Lunch at Cafè Sintra 11am
- 18th Program Night: TBA
- 19th Photo Talk Lunch at Cafè Sintra 11am



When You Lose A Snowball Fight
©Cami Staskal
Theme "Cold"

INSIDE THIS ISSUE

- Member Gallery: JanuaryPage 3-6
- Dan's Aussie TalesPage 7
- Another ViewPage 8
- Themes for 2020Page 8
- February Program NightPage 9
- Classifieds/General InfoPage 9

Welcome to **IN FOCUS**, newsletter of the Cascade Camera Club, located in Bend, Oregon.

Our meetings are held at the Bend Senior Center, 1600 SE Reed Market Rd, the First and Third Monday of each month (except September). Doors open at 6:30 PM, the meetings start at 7:00 PM.

Website: cascadecameraclub.com
Email: cascadecameraclub.com/contact/

**January Critiquer
Bruce Jackson**

Theme Was "Cold"

**SUBMISSION DEADLINE
11:59 p.m. ON THE WEDNESDAY
PRIOR TO CRITIQUE NIGHT**

CRITIC'S CHOICES



JANUARY SUBMISSIONS

Theme:

Robert Agli	Office Day for a Guide
Gary Alvis	Frozen Assets
John Aylward	Frosty Morning
Joel Bailie	Plunge Fun
Bob Bush	Yellowstone Falls Winter
James Dunn	Apré Freezing Fog
Blanche Feekes	Winter Pond
Jeannine Florence	Bubbles Transformed
David Frost	Blue Heron
Julie Furber	Tumalo Falls
Michael Gail	Lotto
Joe Hudspeth	Stone Cold
Larry Hudspeth	Not Starbucks
Steve McBurnett	Snowing and Blowing
Peter Jahrling	Icicles
Hugh Janssen	Frosty Morning
Pete Martin	Midwinter
Rich Marrocco	Cool
Bev Murphy	Frozen Fountain
Judy Neill	Blizzard Face
John O'Donnell	Statue of Mila Gojsalic
Sue Papp	Jack in the Box Berry
David Rein	Home Sweet Home
Barb Rumer	Blizzard Bison
Brian Russell	Burrr... Berry
Dan Schafer	Potographer on Icy Lake
Cami Staskal	When you Lose A Snowball Fight
John Stewart	Avoidance
John Williams	Ice Forest

**Our Critiquer for February
Abbott Schindler**



©Gary Alvis



©Barb Rumer




January Theme Images
"Cold"



©Judy Neill



©Bev Murphy



©Jeannine Florance



©Sue Papp



John Williams



©Steve McBurnett

January Theme Images
"Cold"



©David Frost



©Robert Agli



©Pete Martin



©Peter Jahrling



©Larry Hudspeth



January Theme Images
"Cold"



January Theme Images
"Cold"




DAN AND JEANNIE IN AUSTRALIA

Greetings from Australia! Jeannie and I spent a week in Noosa, Queensland picking up our truck and camper, buying equipment and supplies, and getting organized. We decided to try an easy place to camp first—Boreen Point campground on Lake Cootheraba. Last night was our first night out! Here's our first sit-down after our first set-up:




Nikon D850, Nikon 24-70mm f2.8 at 24mm; ISO 64, f22, 1/40 s. My processing focused on making the oval shape around the sun more prominent.

The sand beach of the lake is 20 steps away. Oh my gosh, is swimming helpful for recovering from the heat. I wasn't planning on photographing this morning, but woke up to a red sky and went to the beach in time for this:



For a non-exciting first campground, this place has a lot going for it. Here's a picture of the beach at morning: →

Panorama of 2 vertical images; 24-70mm lens at 24mm; ISO 64, f22, 1/3 s. In my processing, I tried to emphasize the highlights in that nicely shaped clump of trees. I also used luminosity masks to reduce the overall contrast (mainly to reduce the visual dominance of highlights) while boosting local contrast.



Panorama of 5 horizontal images, 24-70mm lens at 70mm; ISO 64, f22, 1/10s. I used luminosity masks to de-emphasize the impact of the highlights and applied a warming filter to the highlights only.

↑ The greens in this semi-tropical climate are very pleasing. Here's are some tea trees near our campsite.

There's more. You've got to see the nearby pub! It's classic. I'll include photos of that in an upcoming blog post...on biglapjournal.com (but it may be delayed, depending on when I can get an internet connection). Cheers, mates!

ANOTHER VIEW

by

ROBERT AGLI

THE ART OF NOT SUCKING

Barb Rumer sent me an article written by Collen Miniuk, www.colleenminiuk.com. The article is titled "The Art of Not Sucking" and is on her blog called Dear Bubbles. I would urge all of you to read it and no, I'm not the Robert she is addressing. I thrilled when I stumble on people who have similar thinking and express themselves in a like manner. I'm sure if I sat down with this person over a cup of coffee one morning we would still be talking through lunch and dinner.

Many of the suggestions in "The Art of Not Sucking" I have incorporated in my workshops for years and some of these things I have written about in my monthly epistle for this club. I don't want to spoil your read of Miniuk's article so I'm not going to give you a blow by blow synopsis nor am I going to publish the article. If you don't have the initiative to look it up you should probably consider abandoning photography. That takes far more initiative.

MONTHLY THEMES

2020

Feb	Simplicity
Mar	Animal Portraits
Apr	Yellow
May	Black/White
Jun	Humor
Jul	Gardens
Aug	Harsh
Sep	Under
Oct	Odd Couple
Nov	This Changing Planet
Dec	Joy

Be sure your image is submitted by 11:59pm on the Wednesday prior to the Monday critique

Tutorials for uploading digital images can be found on our website Cascadecameraclub.com

Miniuk's 10 ways are spot on the money. I recommend you tape a copy in your office area or on the bathroom mirror. This should be the mantra for all photographers. As I previously mentioned I won't publish the 10 ways but I have selected 3 that I wanted to reinforce in my words what was already brilliantly expressed by Miniuk.

1. Know your camera inside and out: Without question, the single most frequent comment from our workshop participants is "I didn't realize how little I knew about my camera until I was put in a more challenging photo environment". The modern digital camera is a hugely complex tool. No one expects you to read the owner's manual cover to cover the day you get the camera. That's incredibly boring even for us geeks. I highly recommend you buy a third-party manual not written by engineers for other engineers. David Busch is the best at writing these manuals which are specific to your camera model. Pick up your camera every week, or more often, and read just one or two topics and play with them, camera in hand. Remember, no one ever learned to ride a bicycle by listening to a lecture or reading a book. Doing is what develops the skill.

6. Polish your processing skills: At the start of virtually all of my lectures I ask every participant what image editing program they use. I am no longer surprised when over half of those enrolled in my ad-

vanced photography class do not have an editing program! Post processing your images is an essential part of photography. I can guarantee that the best images you see exhibited monthly at camera club are submitted by individuals with above average post processing skills. If you think embellishing an image (not digital illustration) is cheating I have a bridge I want to sell you.

10. Embrace the suck: In front of a packed house, I listened to Joe McNally, one of the best photographers in the world state "if you are a professional photographer you will @\$% up! So you know what that means for everyone else". Failure is a big part of the game. One of my mentors in the corporate world had a framed poster of a turtle that read "consider the turtle, for he must stick his neck out in order to make progress". When you live by that quote it makes life so much richer.

PETER MARBACH WILL BE FEATURED FEBRUARY 20TH PROGRAM NIGHT


Peter specializes in the art of visual storytelling and fine art landscapes. President Jimmy Carter commented "Peter Marbach's exquisite imagery reminds us of the simple joys of connecting with the land and the importance of preserving precious sites for generations to come."

He resides in the Columbia River Gorge and is an avid hiker and backpacker. He has hiked the Pacific Crest trail, the Appalachian trail and a 600 mile trek across England and Scotland. He plans his days so he's at the right place, with the right light to photograph his scenic fine art photography.

Some of Peter's clients include National Geographic, sunset Magazine, Country, Alaska Airlines, USDA, Travel Oregon and more. His collection of farm and rural life imagery is part of a permanent collection at Oregon State University.

He has just published his new book "The Big River", so come prepared in case he has copies available to us for purchase.

<https://www.petermarbach.com/>



ATTENTION ASPIRING LARGE-FORMAT PRINTMAKERS FREE TO A GOOD HOME

I have an lightly used Epson 4800 17" printer that I would like to give away to an aspiring large-format printmaker or group of aspiring printmakers in the club, along with about \$500 worth of ink, maintenance tanks, etc.

The catch is that a few weeks ago, in the middle of making prints for a show, one ink channel clogged and has defeated all of my efforts to clear it. There are YouTube videos that show how to disassemble and clean the print head, but I have absolutely no workspace that is suitable for such a disassembly. Alternatively, the recipient could take it to The Printer Place in Portland - I had them fix the same problem a couple of years ago and the bill was about \$200.

If you are interested please call or email me.

Steve McBurnett

541-480-1417

smcburnett@bendcable.com

CASCADE CAMERA CLUB 2020 OFFICERS

cascadecameraclub.com

Jack Schade
President

Ralph Delamarter
Vice President

Blanche Feekes
Secretary

Larry Hudspeth
Treasurer

Shireen Gastineau
Member-at-Large

Brent McGregor - Program
Co-Chairman

Ruth Baker - Membership
Chairman

Ralph Delamarter
Multi Media Chairman

Bev Murphy
Communication Editor

Jim Sellers
Audio Chairman

COLOR MANAGEMENT AND MONITOR CALIBRATION

Color management is an essential part of processing your images. Start the New Year out right by calibrating your computer monitors.

The club has a SpydrPro5 calibration system for members to use. Jim Sellers handles the reservations. Contact him and set up a time for you to borrow the system. (audio-chair@cascadecameraclub.com).