



Happy Holidays

In Focus

CLUB EVENT SCHEDULE

DECEMBER

- 1st First Friday Art Walk
- 4th Critique Night: Open/Theme
Theme: Graceful
- 5th Photo Talk Lunch at Cafè Sintra 11-1 PM
- 18th Program - Holiday Dinner
- 19th Photo Talk Lunch at Cafè Sintra 11-1 PM

JANUARY

- 1st **No Meeting**
- 2nd Photo Talk Lunch at Cafè Sintra 11-1 PM
- 5th First Friday Art Walk
- 15th Critique Night: Open/Theme
Theme: Decisive Moment
- 16th Photo Talk Lunch at Cafè Sintra 11-1 PM

FEBRUARY

- 2nd First Friday Art Walk
- 5th Critique Night: Open/Theme
Theme: Enchanting
- 6th Photo Talk Lunch at Cafè Sintra 11-1 PM
- 19th Program Night: TBA
- 20th Photo Talk Lunch at Cafè Sintra 11-1 PM

MARCH

- 2nd First Friday Art Walk
- 5th Critique Night: Open/Theme
Theme: Red
- 6th Photo Talk Lunch at Cafè Sintra 11-1 PM
- 19th Program Night: TBA
- 20th Photo Talk Lunch at Cafè Sintra 11-1 PM



*“Memories From Grandpa’s Barn”
©Bill Dziuk
Theme “Rust”*

IN THIS ISSUE

- Member Gallery: NovemberPage 3 - 7
- Another ViewPage 8
- Slate of 2018 OfficersPage 9
- Classifides.....Page 9
- Membership Renewal FormPage 10
- Holiday Dinner RegistrationPage 11

Welcome to **IN FOCUS**, newsletter of the Cascade Camera Club, located in Bend, Oregon.

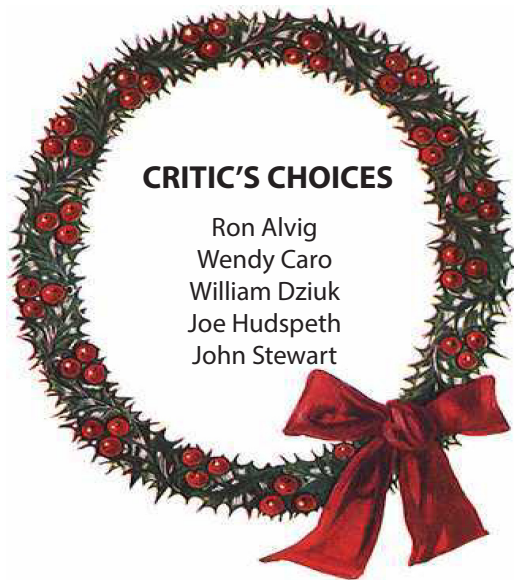
Our meetings are held at the Bend Senior Center, 1600 SE Reed Market Rd, the First and Third Monday of each month (except September). Doors open at 6:30 PM, the meetings start at 7:00 PM.

GUESTS ARE WELCOME

Email: info@cascadecameraclub.org
Website: cascadecameraclub.org

NOVEMBER
Critiquer - Corey O'Neil
Theme- Rust

SUBMISSION DEADLINE
11:59 p.m. ON THE WEDNESDAY
PRIOR TO CRITIQUE NIGHT



CRITIC'S CHOICES

Ron Alvig
Wendy Caro
William Dziuk
Joe Hudspeth
John Stewart

NOVEMBER SUBMISSIONS

Theme:

Robert Agli	Powerless
Ruth Baker	Time Goes By
Wendy Caro	Just a Little Worn Around the Edges
Charlie Chaffee	Not Going Anywhere Soon
Ralph Delamarter	Ready for Winter
James Dunn	Lost Connections
Bill Dziuk	Memories From Grandpas Barn
Donita Elbert	Hidden Gem
Blanche Feekes	Past Its Prime
Darrell Feverageon	Ft Stanwix Shutter Latches
Jeannine Florance	In Search of Rusty Dusty Partner
Avery Frazier	Oh Oh My Favorite Pan is Missing
Michael Gail	Rusty Rose
Jay Gartenhaus	Good Fishin'
Quent Gillard	Rusty Row
Joe Hudspeth	Rust In Peace
Larry Hudspeth	Rusty Landscape
Hugh Janssen	Designated Driver
Rich Marrocco	Valley of Fire
Pete Martin	Deschutes River Aspens
Bev Murphy	Some Rust, Some Don't
John O'Donnell	O! Jimmy Surrounded by Pumpkin Friends
Michael Rouse	Run Down But Still Around
Ken Sandine	Rusty Trinity
Jack Schade	Rusty Jewels
Dan Schafer	Old Car, Bodie
John Stewart	Rusted Oil Tank Diptych
Jeff Tilley	Used Truck
MA Willson	Nick's Truck
Kay Yasutome	Crane-fly II
Jana Zvibleman	Wired


Open

Ron Alvig	Ball of Cheese
Shellie Littau	Metolius Gold

Our Critiquer for December
Ric Ergenbright



©MA Willson



©John Stewart



©Hugh Janssen



©Robert Agli

November
Theme
Images
Rust



©Michael Rouse



©Wendy Caroi





©Joe Hudspeth



©Jim Dunn



©Donita Elbert



©Darrell Feverageon

November
Theme
Images
Rust



©Quent Gillard



©Blanche Feekes



©Rich Marracco



©Jeannine Florence



©Larry Hudspeth

November
Theme
Images
Rust



©Kay Yasutome



©Ruth Baker



©Avery Frazier



©Pete Martin

November
Theme Images
Rust





©Ralph Delamarter



©Charlie Chaffee

November
Theme
Images
Rust



©Bev Murphy



©Ken Sandine



©Shellie Littau


November
Open
Images



©Ron Alvig



ANOTHER VIEW BY ROBERT AGLI



FOCUS FRUSTRATION

Our camera systems have become incredibly sophisticated and with that comes confusion and frustration. Leading the pack in the litany of frustrations are focusing options. Manufacturers have managed to even further complicate this issue using their obtuse form of explaining the myriad of focusing options. Only a handful of dedicated experts have any idea what they do or how to use them. For example, several friends have recommended an e-book by Steve Perry on the Nikon focusing system. Perry has made a decent attempt at unraveling the mystery of auto focus but it took over 300 pages to do it! Of course, it does cover all current models but thankfully about 75% of the functions are similar. The choices of what works best becomes so overwhelming that I wager even the most dedicated photographers simply give up and go with one or two methods that seem to work in the field. There is nothing more bewildering than trying to sort out an autofocus problem in the middle of a shoot.

MONTHLY THEMES

2017

Dec Graceful + Surprise

2018

Jan Decisive Moment
Feb Enchanting
Mar Red
Apr Critters
May All About the Light
Jun Texture
Jul Abstract
Aug Impressionism
Sep Hills and Valleys
Oct Mysterious
Nov Twilight
Dec Less is More

Be sure your image is submitted by 11:59pm on the Wednesday prior to the Monday critique

Tutorials for uploading digital images can be found on our website Cascadecameraclub.org

Unfortunately, the focus conundrum fits hand in glove with the other greater photographic mystery, depth of field. If you don't truly understand depth of field autofocus instruction may well be no more enlightening than quantum physics.

Let's see if we can shed some light on this incredibly complex subject. First thing to consider is that in the world of optics the laws of physics prevail. Your lens regardless of cost, number of elements and all the marketing hype in the world can only sharply focus on a single point or focusing plane. Think of an invisible wall that varies in thickness and you have a good visual cue about depth of field. What we speak of as shallow or increased

depth of field (the thickness of the wall) is that area in front and in back of the actual focus point that seems to be sharp. This front and back area can be pretty close, in terms of sharpness, with the actual plane of the focus point. However, what we think of as sharp focus only has a single plane within the depth of field that is truly sharp and everything else within the depth of field is almost sharp and a lot better than those areas outside the plane of focus. Whew!

What that means for you as a photographer is that all those choices in your menu are meant to provide an optimum way of using that single point of focus. At a very minimum, any camera worthy of its name can focus on a single static point and by selecting a menu option can focus on moving subjects by locking on the subject and can even predict where the subject will be when the shutter opens again after taking one or more images. That's rather nifty and it works surprisingly well under most conditions. Manufacturers have provided a series of grids that allow you to move or automatically move your focusing point. These grids number anywhere from about 9 to 60 points. That DOES NOT mean, for example, that all 9 points are in focus at different depths. It does mean that one of the 9 points highlighted is in focus and you or the camera can select that point.

The thing to remember about all of the choices is that they are meant to provide you with a variety of ways to quickly and accurately determine the best spot for your point of focus. Depth of field plays a huge role in what is considered in focus.

We are not quite done with the complexity issues. Your lens and/or camera may not be in Sympatico due to manufacturer's tolerance or some damage caused by dropping one or both. This can result in your autofocus causing back or front focus. There are devices made to check this alignment and most of the higher end model cameras allow you to set a plus or minus factor for each lens and save those values. The club has a Lens Align tool as a loaner for members and Nikon has a built-in lens calibration tool in their higher end cameras. A word of warning... all these methods are tedious, time consuming and technical and must be performed with each lens used on each camera you own! It's a daunting proposition and in the end, may not produce much of a difference.

Soft focus is one of the most common problems for a substandard image. The starting point of overcoming focusing problems is to first master good shooting technique. Once those principles are mastered you need to truly become one with your camera. That can only happen through frequent use and an ongoing commitment to learning all you can about your camera. Understanding all of the autofocus options will take time and effort and trial and error. I doubt the journey to master this hugely complex device will ever end but that's the fun...

THE HIGH DESERT MUSEUM PRESENTS CONSERVATION PHOTOGRAPHY WORKSHOP

Saturday, January 13th, 2018

Join our wildlife curators to meet and photograph animals in the Museum's living collection. Learn the stories behind the animals in our care, how they are trained and cared for, and how they are used to educate the public about conservation issues. Take portrait style photos of native raptors, reptiles, and insects. John Williams will be leading the class.

10:00am. - 3:00pm

Members \$100

Non-members \$150

The money you pay for the workshop goes directly to the care and upkeep of the animals.

JANUARY 2018 CCC MEETING NIGHTS

Since our first meeting of 2018 falls on Jan. 1st, New Year's Day, we will not meet.

Instead, our Critique Night will be held in place of our normal Program Night, the 3rd Monday of January. 15th

Robert Agli will be our Critiquer and the theme is
DECISIVE MOMENT

If you have questions about the theme read Robert's Another View in the Nov. issue of the newsletter. It's on the website.

2018 Proposed Slate of Officers

In accordance with our by-laws, your CCC Board has met and proposed the following slate of officers for 2018:

Officers:

President: Robert Agli
Vice President: Wendy Caro
Secretary: Shellie Littau
Treasurer: Cami Staskal
Member at Large: Dan Schafer

Chairs of the Supporting Committees:

Membership: Ruth Baker
Program: Robert Agli/Brent McGregor
Mixed Media: Ralph Delamarter
Audio: Jim Sellers
Communication: Bev Murphy

The Board voted to add a new elected position to the Board - Member at Large
As always, nominations can also be made from the floor.
The vote for Officers will be held on Critique Night, December 4th.

CLASSIFIDES

NIKON D4 FOR SALE:

Nikon D4 body with all the original accessories included . Extra battery, RRS. "L" bracket, 2 Sony 16GB XQD cards, Lexar 32GB UMDA card. Well maintained and in excellent condition, 52150 shutter actuations. \$2,000.

Contact Bev Murphy
bbmurphy@earthlink.net
541/330-2391





MEMBERSHIP RENEWAL FORM 2018

Name _____

Address: _____

City: _____ State: _____ Zip Code: _____

Home Phone: _____ Cell Phone: _____

E-Mail Address: _____

Skill Level: Beginner Intermediate Advanced Professional

Please check here if you DON'T want your information shared with club members

Check appropriate membership category:

Individual Dues: (one member) \$30.00

Couple Dues: (2 people at same address) \$40.00

Student Dues: (A person who at the time the dues are paid is enrolled as a full-time (12 or more credit hours) student in an educational program that leads to a diploma, degree, certificate, or other recognized educational credential.) \$15.00

Subscriptions: (Available for a limited time. Offer expires Dec.31, 2016)

Outdoor Photographer: (\$12) New Renewal _____

PC Photo (\$10) New Renewal _____

Digital Pro Photo (\$10) New Renewal _____

Total Remittance: _____

Bring to a meeting or Mail to:

Ruth Baker 61170 Cottonwood Dr. Bend, Or 97702

thanny@bendbroadband.com 541/350-0290



**CASCADE CAMERA CLUB
HOLIDAY DINNER RESERVATION
DECEMBER 18th - 6PM
AWBREY GLEN RESTAURANT**

DINNER MENU CHOICES

1. Draper Valley Roasted Chicken Breast with an herb butter sauce
2. Pan Seared Salmon Filets & lemon butter sauce
3. Ravioli: 3 Cheese Ravioli

Entrees include:

- Awbrey Glen Salad with candied walnuts, dried cranberries, blue cheese crumbles, granny smith tart applies and Marionberry Vinaigrette.
- Quinoa wild rice pilaf with dried cherries & pecans.
- Sauteed French Green Beans with garlic & shallots
- Bread and Butter
- Non-alcoholic Beverages
- Dessert: Chocolate Mousse with raspberry sauce & whipped cream.



MEMBER NAME: _____

GUEST NAME: _____

DIINNER SELECTION (CIRCLE ONE):

YOURSELF:	CHICKEN	SALMON	RAVIOLI
GUEST:	CHICKEN	SALMON	RAVIOLI

COST (INCLUDING GRATUITY)

MEMBER:	\$17.00 _____	
GUEST:	\$34.00 _____	TOTAL: _____

DEADLINE: MONDAY DECEMBER 11

Make check payable to Cascade Camera Club and send with this completed form to Bev Murphy, 3501 NW McCready Dr., Bend, OR 97703 or bring to a meeting.