



Cascade Camera Club

APRIL 2019
Volume 17: Issue 4



IN FOCUS

CLUB EVENT SCHEDULE

April

- 1st Critique Night: Theme/Open
Theme: Water Drops
- 2nd Photo Talk Lunch at Cafè Sintra 11am
- 5th First Friday Art Walk
- 15th Program Night - Brent McGregor
- 16th Photo Talk Lunch at Cafè Sintra 11am

May

- 3rd First Friday Art Walk
- 6th Critique Night: Theme/Open
Theme - Blue
- 7th Photo Talk Lunch at Cafè Sintra 11am
- 20th Program Night - Christian Heeb
- 21st Photo Talk Lunch at Cafè Sintra 11am

June

- 3rd Critique Night: Theme/Open
Theme - Mood
- 4th Photo Talk Lunch at Cafè Sintra 11am
- 7th First Friday Art Walk
- 17th Program Night - Abbott Schindler
- 18th Photo Talk Lunch at Cafè Sintra 11am

July

- 1st Critique Night: Theme/Open
Theme - Weather
- 2nd Photo Talk Lunch at Cafè Sintra 11am
- 5th First Friday Art Walk
- 15th Program Night: TBA
- 16th Photo Talk Lunch at Cafè Sintra 11am



“Soft”
©Judy Neill
Theme: Curves

INSIDE THIS ISSUE

President’s Message	Page 3
Member Gallery: February	Page 4-8
April Program.....	Page 9
New Meeting Location	Page 9
Another View	Page 10
General Info/Workshops.....	Page 11
COCC Maps.....	Page 12-13

Welcome to **IN FOCUS**, newsletter of the Cascade Camera Club, located in Bend, Oregon.

Our meetings are held at the Bend Senior Center, 1600 SE Reed Market Rd, the First and Third Monday of each month (except September). Doors open at 6:30 PM, the meetings start at 7:00 PM.

GUESTS ARE WELCOME

Email: info@cascadecameraclub.org

Website: cascadecameraclub.org

**March Critiquer
Dan Schafer**

Theme - Curves

**SUBMISSION DEADLINE
11:59 p.m. ON THE WEDNESDAY
PRIOR TO CRITIQUE NIGHT**



MARCH SUBMISSIONS

Theme:

Robert Agli	Classic Curves
John Aylward	Crooked River
Wendy Caro	Essence
Bill Deem	Valentine Bridge
Donita Elbert	Hittite Pottery
Ric Ergenbright	Hummer
Blanche Feekes	Winter Coastline
Darrell Fevegeon	I Know It's In There Somewhere
Jeannine Florance	WWinter's Mother
Phil Frazier	Zabriske Point
David Frost	Deschutes Ice
Mike Gallagher	Curved by Nature
Quent Gillard	Reichstag
Joe Hudspeth	Meandering
Larry Hudspeth	Bodacious Subtlety
Rich Marrocco	Vegas Metal Sculpture
Steve McBurnett	Paria Canyon
Bev Murphy	Soft Curve
Judy Neill	Soft
Michael Rouse	The Watcher
Barb Rumer	Spring Curves
Bob Rush	Wave Sandstone
Brian Russell	Fern Frond
Ginger Sanders	Doon't Jump! Don't Breathe!
Dan Schafer	Seashell Spiral
Abbott Schindler	Up Through the Curve
Jim St John	Veer to the Left
John Stewart	Entwined
Jeff Tilley	Snow Dinner
Bruce Willhite	Morning Communate
John Williams	Living Wave

OPEN:

Todd Cary	Beading Cloth
Shellie Littau	Sunset Over Seastacks

**Our Critiquer for April
David Johnson**

MARCH MESSAGE FROM THE PRESIDENT

2019 Survey Results Let me start by profusely thanking those of you who completed our survey. Your replies help solidify what we've been thinking for awhile. Thirty-eight members completed it, which is about 40% of our current membership, so I think your responses are a fair representation of the membership of the camera club. The first thing that jumped out at me was the lack of new members. Only 4 respondents have enrolled this year, and only 1 has been a member for at least 1 year. Most respondents have been members for 5 years or more. This tells us that we need to step up our membership recruitment for us to remain viable. So for those of you who know people in the community who might enjoy our club, please encourage them to come to a meeting and see for themselves what a fabulous organization the Cascade Camera Club is.


Second, the vast majority of members enjoy our critique sessions. We've worked really hard to transform critique nights from competition, to education and inspiration. It seems we're doing a pretty good job. As for programs, the majority of you would like to see more technical events, with such topics as: post processing; technical demos; and specific subjects such as lighting and night photography techniques. While most programs have already been scheduled for this year, we can incorporate more technical and hands-on programs in the future. In the meantime, there is a wealth of educational/inspirational material on the world wide web. Our dedicated board has undertaken the task of compiling a list of resources for your viewing and reading pleasure. Once complete, it will be posted on our website and will be available to all members. And remember, it will be available to all your fellow photographers once they become members. So let's get the word out.

Speaking of the website, we have decided that our current website is inadequate. John Williams, our current "Member at Large" extraordinaire, has proved himself invaluable in directing the ins and

outs of creating and managing a new website. We don't yet know when it will be available, but we'll keep you posted. One of the suggestions that some of you made is that you'd love to make displays of images available to all. Well, your wish may come true with the implementation of our new website. We'd like to incorporate galleries of member images, with viewing open to all. Of course, this involves copyright and privacy issues, so we're still working on the specifics. We'll keep you posted on that as well.

A fair number of you would like us to host workshops and photo trips. We have tried to introduce these in the past. Robert Agli hosts paid workshops periodically, and these are valuable learning experiences. In addition, we've sponsored events in conjunction with COCC, but that option is not available to us at this time. We've also tried enlisting other members who are going out on photo trips to invite others to join them. This has not been very successful. One of the problems might be the "experience gap". Some of the more experienced photographers might be reluctant to invite "newbies" along, suspecting there would be more teaching than doing. However, some of you suggested a mentorship alternative. Of course, this would be totally voluntary, but wouldn't it be fabulous if some of the more experienced shooters offered to take a novice under their wing, and offer some tips and advice. If anyone would like to volunteer, you would hereafter be designated as a righteous person, and you would garner our eternal gratitude. Of course, this might also help with new member retention, which benefits us all. That's the gist of the survey. In addition to your suggestions, I've included some general ideas about where the club might be headed. Further suggestions are always welcome. If you want to bring up ideas not included in the survey, feel free to contact a Board member to share your ideas.

That's it for now. Happy shooting,
Wendy



©John Williams



©John Alyward

March Theme Images
Curves



©Rich Marrocco



©John Stewart



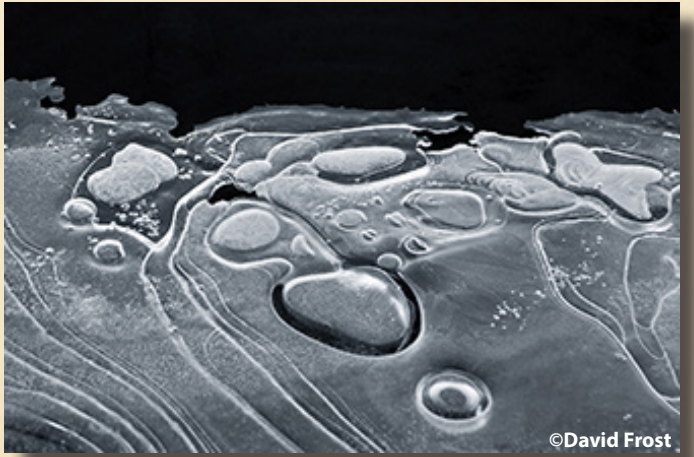
©Quent Gillard



©Wendy Caro



©Larry Hudspeth



©David Frost

March Theme Images
Curves



©Brian Russell



©Phil Frazier



©Joe Hudspeth



©Jim St John



©Dan Schafer




©Darrell Fevegeon

March Theme Images
Curves




©Steve McBurnett




©Barb Rumer



©Bob Bush



©Ginger Sanders



©Robert Agli



©Jeff Tilley



©Jeanne Florence

March Theme Images
Curves



©Abbott Schindler



©Mike Gallagher



©Bev Murphy



©Bruce Willhite



©Ric Ergenbright





©Michael Rouse



©Bill Deem

March Theme Images
Curves



©Blanche Feekes



©Donita Elbert

March Open Images



©Todd Cary



©Shelli Littau

APRIL 15TH PROGRAM
Features Adventure, Photography, and Science
WITH BRENT MCGREGOR

CAVE EXPLORATION IN OREGON, WASHINGTON, AND ALASKA

Brent's program will cover the challenges of documenting glacier caves and ice caves after completing a number of project driven expeditions that led him to dynamic and often dangerous locations.

Photographing 100 feet beneath the ice as he followed a network of caves was some of the most challenging photography Brent has done.

The show includes a look at the research of the Glacier Cave Explorers, founded by Eddy Cartaya and Brent McGregor, as well as the work with German Climatologist Andreas Pflitsch to document rock ice caves, glacier caves, and mines.

This program highlights 9 years of science and adventure during which time we have surveyed and mapped the largest glacier cave system in the lower 48, found and named the highest lake in North America, and discovered the largest, but now antique, Moulin in the lower 48.

Be sure to check out Brent's website:
<http://rockymountaintimberproducts.com/>

DIFFERENT LOCATION FOR SUMMER CAMERA CLUB MEETINGS

The Bend Senior Center (aka Larkspur Community Center) **will close for 14 weeks this summer** due to construction. As a result, Cascade Camera Club **will meet at Central Oregon Community College** during the months of June through August. The June 3rd meeting is at Hitchcock auditorium, located inside Pioneer Hall. All other summer meetings are scheduled for Science Center room 190. Please see maps on pages 12 & 13 of this newsletter for more information. We anticipate returning to the Bend Senior Center/Larkspur Community Center for our September 16th meeting.

Meeting time: Doors open at 6:30pm. Meeting from 7:00pm-9:00pm
Parking: The provided maps (Pg 12-13) show the closest parking lots.
Permits are NOT required after 5pm

Date	COCC location
June 3rd	Hitchcock Auditorium located inside Pioneer Hall
June 17th	Science Center, room 190
July 1st	Science Center, room 190
July 15th	Science Center, room 190
August 5th	Science Center, room 190
August 19th	Science Center, room 190



ANOTHER VIEW by ROBERT AGLI

PURSES AND CAMERA BAGS



I can never complain to my wife about her need to buy another purse. I have whittled my camera bag collection down to something around 12 bags. The problem with both purses and camera bags is there is no perfect product where one model fits all needs. There also are a remarkable number of similarities in the purchasing rationale. Size, season, purpose and design are all legitimate reasons for obtaining yet another bag (or purse).

I have a giant Lowepro backpack that I call my “mother ship”. All of my most frequently used gear resides in that bag. I also call it my “go bag” from my more active editorial days. If I got a last-minute call from an editor for an assignment (it happened far more frequently that you can imagine) I was ready to go. I also brought along an empty much smaller bag. Once I assessed the shooting situation I could load up just what I needed in the smaller bag and lock up the mother ship. This was my solution to one of the preeminent laws of photography – the lens you left home is always the one you really needed.

As I slowly make the transition to mirrorless cameras I find these more diminutive cameras and lenses look awfully lost in that great big bag. I can see another camera bag purchase on the horizon...

Those who travel with their camera gear have learned another of the natural laws of photography. Airlines lie. I dutifully followed the airline regulations in terms of dimensions for carry-on bags. However, the airlines neglect to inform you those are the dimensions of the actual storage space and not the opening to the storage space nor doors that will probably restrict access to the opening. Each airline also has a wheel of fortune to determine maximum weight of your bag and whether they will enforce their maximum weight restrictions.

Selecting a new camera bag model and manufacturer can be overwhelming. My personal favorite brands are Lowe-

pro and Think Tank and its sister company Mind Shift. There are several other equally reputable brands that my friends and colleagues use and elicit the same brand loyalty. Customer service is very important. I suggest you call the manufacturer and see if you get to talk to a real person. You don't want to learn that the company is located in China after you had a zipper fail.

Product designers are constantly introducing novel new bag systems. Unfortunately the only way to find out if the new trick bag works for you is to buy it and use it. Sling bags do not work for me. The weight on one shoulder is just too much for anything more than a half hour.

If you go the back pack route it's essential that a back pack fits your frame. All those fancy straps are useless if the weight can't be properly distributed. You really need to try them on. Good luck with that in Bend. In lieu of driving to Portland I suggest you ask your fellow club members if they have the bag you are interested in and can you try it on. I have lost count of the number of people I have fitted doing just that.

I have several highly specialized bags. One is completely waterproof for my kayak. I also have a Flipside bag made by Lowepro. You wear it like a backpack but the opening is opposite of where it should be. You leave the belly strap attached, remove the shoulder straps and swivel it around to your front and open it while attached to you. It's great in winter, mud and beaches. The pack never has to touch the ground.

One last thing... here is a special deal for those folks who actually took the time to read this article. I have an “arrangement” with Think Tank and MindShift. You can purchase products from either company with a code I will provide. Just email me if you want the codes.

Raptor and Mammal Conservation Photography Workshop High Desert Museum

Prep session Friday evening, 4/26: 6:00pm
Photo session Saturday, 4/27: 8:00 am - 2:00 pm
Instructor: Abbott Schindler
Cost: \$150 (Member receive 20% discount)
Online registration available or
Call: (541) 382-4754
All proceeds go towards caring for the animals

HEAVY SNOW POLICY

If the snow is piling up and you question if there will be a meeting on a Monday night or not, call the Senior Center. If they will be closed due to weather, we won't be having a meeting.

MONTHLY THEMES

May	Blue
Jun	Mood
Jul	Weather
Aug	Rough or Smooth
Sep	Window
Oct	Fall Color
Nov	Precious Earth
Dec	Hope

Be sure your image is submitted
by 11:59pm on the Wednesday prior
to the Monday critique

Tutorials for uploading digital
images can be found on our website
Cascadecameraclub.org

NEW! Simple Portrait Photography Class at COCC

Instructor: Robert Agli

Join professional photographer Robert Agli as he teaches you how to navigate the world of portrait photography. Learn simple tools and lighting techniques to capture beautiful portraits both indoors and out.

Students will be required to have a certain level of experience with photography; this is not a beginner level course.

Wednesdays, June 19 & June 26: 6:00 to 8:00 pm
Saturday, June 22: 9:00 am to 1:00 pm
\$249
Register Online or call 541.383.7270

NATURE PHOTOGRAPHERS OF THE PACIFIC NORTHWEST

THE SPRING MEETING OF THE NPPNW WILL BE
APRIL 6 AT OREGON STATE UNIVERSITY
MILAM HALL - CORVALLIS, OR

DOORS WILL OPEN AT 8:30AM AND THE PROGRAM WILL
BEGIN AT 10AM.

THE SPEAKER WILL BE BRENDA THARP, A NATURE AND
TRAVEL PHOTOGRAPHER. SHE IS WIDELY PUBLISHED
AND CONDUCTS AN IMPRESSIVE ARRAY OF WORKSHOPS
AND TOURS.

Sensor cleaning is also available for \$35 for crop sensors and \$45 for full frame cameras.

Wendy Caro - President

Dan Schafer - Vice President

Shellie Littau - Secretary

Cami Staskal - Treasurer

**John Williams
Member-at-Large**

**Robert Agli - Program
Co-Chairman**

CASCADE CAMERA CLUB 2019 OFFICERS

CONTACT INFO:
info@cascadecameraclub.org

**Brent McGregor - Program
Co-Chairman**

**Ruth Baker - Membership
Chairman**

**Ralph Delamarter
Multi Media Chairman**

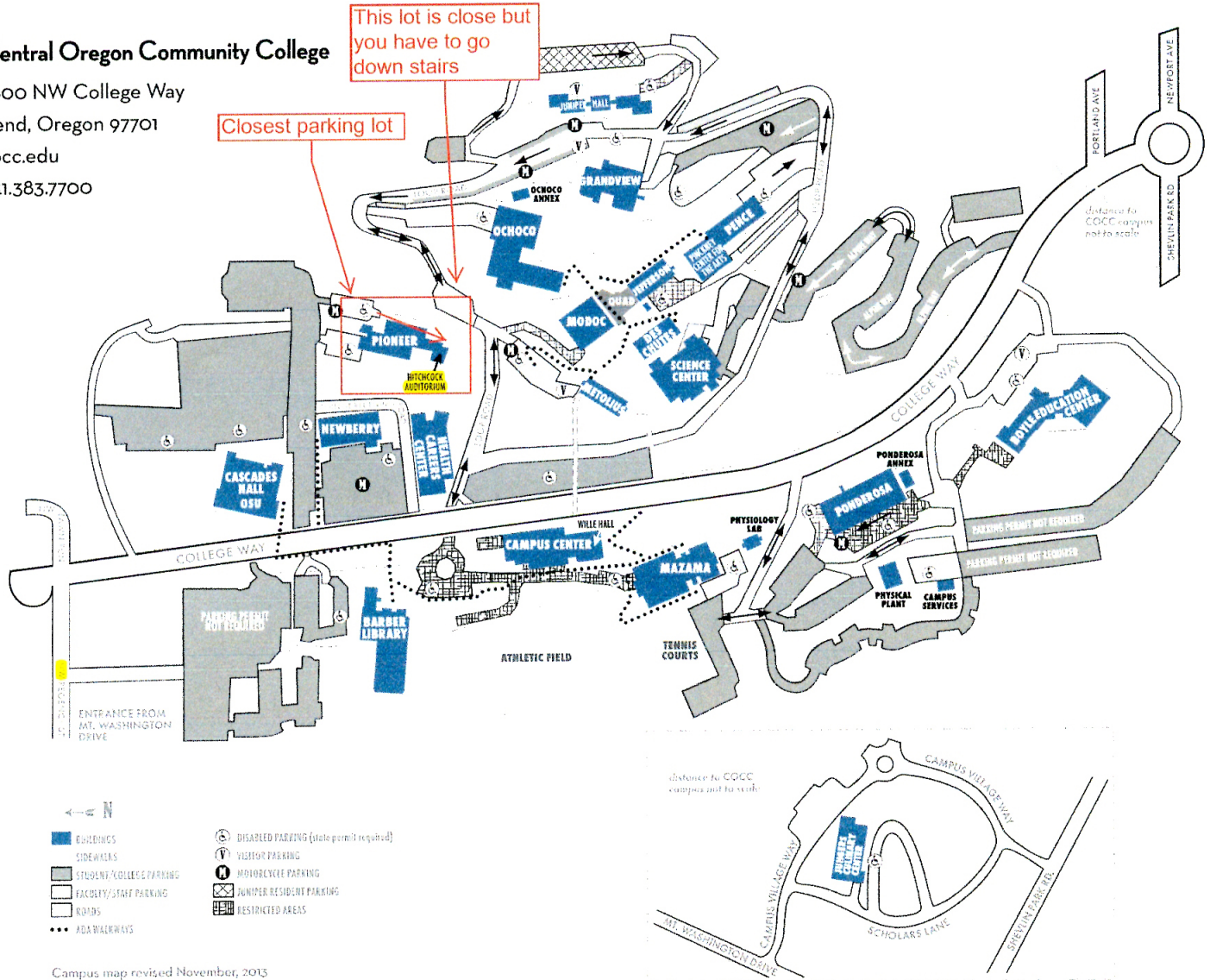
**Bev Murphy
Communication Editor**

Jim Sellers - Audio Chairman

MAP TO HIITCHCOCK AUDITORIUM INSIDE PIONEER BUILDING

Central Oregon Community College

2600 NW College Way
Bend, Oregon 97701
cocc.edu
541.383.7700



MAP TO SCIENCE BUILDING ROOM 190

Central Oregon Community College

2600 NW College Way

Bend, Oregon 97701

cocc.edu

541.383.7700

