



CLUB EVENT SCHEDULE

FEBRUARY 2015

- 2nd Critique: Digital Open/Theme
Theme: Motion
- 3rd Photo Talk Lunch at Cafè Sintra 11-1 PM
- 16th Program Night: Calibrating Displays
- 17th Photo Talk Lunch at Cafè Sintra 11-1 PM

MARCH

- 2nd Critique: Digital-Open/Theme
Theme: Transportation
- 3rd Photo Talk Lunch at Cafè Sintra 11-1 PM
- 16th Program Night: Quick Class 6:30pm/TBA
- 17th Photo Talk Lunch at Cafè Sintra 11-1 PM

APRIL

- 6th Critique: Digital-Open/Theme
Theme: Textures
- 7th Photo Talk Lunch at Cafè Sintra 11-1 PM
- 11th George Lepp Presenting at COCC
- 20th Program Night: TBA
- 21st Photo Talk Lunch at Cafè Sintra 11-1 PM

MAY

- 4th Critique: Ddigital: Open/Theme
Theme: Junkyard Treasurers
- 5th Photo Talk Lunch at Cafè Sintra 11-1 PM
- 18th Program Night: TBA
- 19th Photo Talk Lunch at Cafè Sintra 11-1 PM



“Lean, Green, and Mean”
©Robert Agli
Theme “Macro”

IN THIS ISSUE

- Member Gallery: JanuaryPage 3,4,5,
- February Program:Page 6
- Another ViewPage 7
- Workshops/ClassesPage 8
- 2015 ThemesPage 8
- Membership Renewal FormPage 9

Welcome to **IN FOCUS**, newsletter of the Cascade Camera Club, located in Bend, Oregon.

Our meetings are held at the Bend Senior Center, 1600 SE Reed Market Rd, the First and Third Monday of each month (except September). Doors open at 6:30 PM, the meetings start at 7:00 PM.

GUESTS ARE WELCOME

Email: info@casadecameraclub.org
Website: casadecameraclub.org

January Critiquer
Kevin Kubota
•
January Theme
Macro

SUBMISSION DEADLINE
11:59 p.m. ON THE WEDNESDAY
PRIOR TO CRITIQUE NIGHT



JANUARY DIGITAL SUBMISSIONS

Theme:

Robert Agli	Lean, Green, and Mean
Joel Bailie	Second Delight
Ruth Baker	Magic Mushrooms
Jim Bell	Teasel Teasers
Ralph Delamarter	Moss
James Dunn	Holly and Snow
William Dziuk	Prepare for Takeoff
Donita Elbert	Black Swan
Blanche Feekes	Thanksgiving Flower
John Hart	Hoar Frost
Barb Hippe	Happy Lion Macro
Joe Hudspeth	Time for Reflection
Rich Marrocco	Dahlia
Bev Murphy	Graphic Iris
Michael Rouse	Pine Tree icicles
Jack Schade	Red Macro Leaf
Nena Shields	Hanging Icicles
Jim St. John	Nature's Gold
John Williams	Dancing Spheres

Open

Judy Neill	The Great Wyoming Sky
Cory O'Neill	Hidden Falls
Eileen Riley	Lower Multnomah Falls
Ginger Sanders	Yeah, Though I Walk
Don Trask	Coming Home
MA Willson	Utah Sunrise

Our Critiquer for February
Wendy Caro

Banner image thanks to Judy Neill. All images in this newsletter are copyright of the Maker and may not be reproduced without permission.



©Barbara Hippe

Member Images
January


Theme: Macro



©Donita Elbert



©Jack Schade



©John Williams



©Jim Bell



©Michael Rouse




©James D...



©Blanche Feekes



©Joe Hudspeth



©Rich Marrocco




©Nina Shields



©Ralph Delamarter



©John Hart



©Jim St John

Member Images - January
Theme: Macro



©Ruth Baker



©William Dziuk

Member Images - January
Theme: Macro



Member Images
January
Open



PROGRAM NIGHT FEBRUARY 16TH CALIBRATING DISPLAY DEVICES WHY AND HOW TO

Attempting to provide an accurate representation of what you captured in your camera without calibrating your monitor makes about as much sense as building a house without using any measurement tools. Learn why we need to calibrate and see a live demonstration of how easy the process really is. If you think this is going to be boring you may be surprised.

QUICK CLASS Before the Program MARCH 16th PROGRAM NIGHT



Take Your Camera Off Program Mode

.ISO
.Shutter
.Exposure

What do these 3 tsettings have to do with taking your camera off Program Mode?



SOME AIRLINES HAVE CHANGED CARRY-ON BAG SIZES CHECK WITH YOUR CARRIER

United Airlines has revised some of their checked baggage policies for travel worldwide. For the latest checked baggage updates, please **review all relevant baggage pages before you travel.**

Updated: January 22, 2015

Baggage service charges: Each traveler can bring on board one carry-on bag plus one personal item free of charge.

Maximum dimensions for a carry-on bag:

9 inches x 14 inches x 22 inches (22 cm x 35 cm x 56 cm), including handles and wheels

Maximum dimensions for your personal item:

such as a shoulder bag, backpack, laptop bag or other small item

MEMBERSHIP RENEWAL

The membership renewal form is page 9 in this newsletter. Print it, fill it out, and bring it to a meeting or mail it to Ruth.

MEMBERSHIPS HAVE TO BE CURRENT TO SUBMIT IMAGES

ANOTHER VIEW
by
ROBERT AGLI

PROTECTION

I ran into a friend who related a particularly tragic tale. He and his significant other were walking a resort beach in Hawaii. They spotted one of the army of idiots who seem to populate hotels dropping a hotel owned surfboard so close to the water that it washed back to sea and they just walked away. He had his Nikon D800 with a 24-70 lens slung over his shoulder and he proceeded to wade out to grab the board. You can guess the rest. Just as he reached the board a small sneaker wave nailed him and knocked him into the surf submerging him and his equipment. Both were a total loss. His homeowner's policy had a high deductible for such events meaning it was truly a total loss.

Such tales are commonplace and I can add a few of my own to the unending saga of lost, stolen and damaged gear. My all time favorite was having my 1 week-old Nikon D4 with the 200-400 f/4 lens and hot shoe mounted flash slide off of a gimbal tripod. Ultimately that little trip to the ground cost me close to \$1K in repairs.

Theft and loss are also common occurrences in the photographic world. I recall 2 pro outdoor photographers who, after a day of shooting, stopped at a chain restaurant for dinner. They had all of their Hasselblad gear in the back seat. Nervous about their gear they loaded it all into trunk when they pulled into the restaurant parking lot. When they returned from dinner someone had punched out the trunk lock and taken all their gear.

Black photo gear and low light are a bad combination. On several occasions I have nearly forgotten (and once did forget) to grab my tripod after loading up all my gear! Fortunately the time I forgot the tripod it was on private land and still perched in the field when I drove back to retrieve it.

There are some lessons that can be learned from these sobering tales. The first of which is that we are all carrying thousands of dollars worth of gear. Get it properly insured! Your homeowners insurance protects you from catastrophic loss and the policy is typically not designed to cover "small" losses. Usually you need to get what is commonly called an inland marine policy. This is written as an adjunct to your homeowner's policy. Talk to your insurance agent and get protection. Make sure you are truly covered. If you already have your car and home insured with the same agency the additional coverage is normally very reasonable.

There are also a number of things you can do to reduce the risk of theft or damage. Here are just a couple that can save you some grief.

If you travel to foreign countries get rid of that camera strap that boldly advertises your expensive camera. It makes it far more convenient for the grab and dash thieves to target their victims. Buy a generic strap. Here is another travel tip. If you must use public toilets hook your camera or camera bag on the coat hook inside the toilet door before settling on the white china throne. You can also wrap the strap around your leg if it is too heavy to put on the hook. Snatching purses and other valuables from under toilet doors is all too common. It puts new meaning in the phrase "caught with your pants down".

Speaking of straps... don't store your camera on your computer desk. Sooner or later you are going to hook the camera strap on the arm of your chair and you know what will follow. Ideally your camera should be either in your hands or in a camera bag.

If you own camera gear a little paranoia is actually a very good thing.

MONTHLY THEMES

Feb	Motion
Mar	Transportation
April	Textures
May	Junkyard Treasures
June	Reflections
July	Photo Journalism
Aug	Wild Flowers
Sept	Black & White
Oct	Hot Stuff
Nov	Edge of Day
Dec.	Tranquil

Be sure your image is submitted by 11:59pm on the Wednesday prior to the Monday critique

Videos for uploading digital images can be found on our website

"Advanced Photoshop for Landscape Photographers" Workshop

On February 21 - 22, Cory O'Neill is offering a workshop for photographers who want to learn cutting-edge Photoshop techniques for creating better landscape images. Topics include focus stacking, high-density mosaic stitching, advanced luminosity painting, and HDR/LDR techniques for maximizing image quality. To find out more info, or register, visit his website:

www.coryjoneillphotography.com

ROCKY MOUNTAIN SCHOOL OF PHOTOGRAPHY PHOTO WEEKEND

Eugene, Oregon - Valley River Inn
FEBRUARY 28TH-MARCH 1

Beginner through Intermediate amateur

Phone: (800) 394-7677

Online at

<https://www.rmosp.com/weekends/2015-eugene-oregon/>

Call or email me for discount code

NO LIMITS!

GEORGE LEPP'S BEST TECHNIQUES SEMINAR

Saturday, April 11

9:00 am - 4:00 pm

COCC Pinckney Center for the Arts

\$15

CRN 18236

George will demonstrate how to achieve unlimited depth of field in both high-magnification and landscape subjects; portray action, such as lightning strikes and subject movement, in panoramas; improve storytelling with high-definition DSLR video, time-lapse sequencing, and cinemagraphs; get closer while minimizing impact on wildlife subjects with remote camera operation and long lenses; reinterpret the black and white image with infrared capture; and apply high dynamic range to empower scenic work, all in the contexts of creative composition, environmental sensitivity, and photographic responsibility.

REGISTER Online or call 541-383-7270

ART COMMITTEE

JURIED ART EXHIBITION

CALL - FOR - ENTRIES

The Deschutes Public Library Novel Idea Community read selection

Some themes in the book:

Zen Buddhism, Tsunamis, origami, Canadian British Columbia, Pop Japanese culture (Hello Kitty, Manga), Sushi, Kamikaze
Images in any hangable medium

Artists may submit 2 framed,
16"x 20" minimum outer measure
Ready for hanging

ARTWORK DELIVERY DATE,
March 3, 2015, Tuesday: 4 to 6 p.m.

EXHIBITION DATES:

March 4, 2015 to June 1, 2015

Jurors:

Friends of the Bend Libraries
Art Committee

CASCADE CAMERA CLUB 2015 OFFICERS

Joel Bailie President

j60.bailie@gmail.com

541-385-7823

Jim Bell, Vice President

jimduane@bendbroadband.com

541-330-6123

Jack Schade, Secretary

acki2b@gmail.com

541-536-2418

Rich Marrocco, Treasurer

marrocco@uoregon.edu

541-954-7127

Robert Agli, Program Co-Chairman

Robertagli@bendcable.com

541/382-1705

Brent McGregor,

Program Co-Chairman

rockiees58@msn.com

541-549-1584

Ruth Baker, Membership Chairman

thanny@bendbroadband.com

541-350-0290

Ralph Delamarter, Multi Media Chairman

ralphd@bendcable.com

541-388-2128

Bev Murphy, Communication Editor

bbmurphy@earthlink.net

541/330-2391

Jim Sellers, Audio Chairman

jjsellers@bendbroadband.com

541-382-5740

CCC IMAGE SUBMISSION HELP DESK

Please ask all submission questions for your critique image by 8pm of the Wednesday Night deadline.



MEMBERSHIP RENEWAL 2015

Name _____

Address: _____

City: _____ State: _____ Zip Code: _____

Home Phone: _____ Cell Phone: _____

E-Mail Address: _____

Skill Level: Beginner Intermediate Advanced Professional

Please check here if you DON'T want your information shared with club members

Please check appropriate membership category:

Individual Dues: (one member) 30.00 _____

Couple Dues: (2 people at same address) 40.00 _____

Student Dues: (A person who at the time the dues are paid is enrolled as a full-time (12 or more credit hours) student in an educational program that leads to a diploma, degree, certificate, or other recognized educational credential.)

\$15.00 _____

Total Remittance: _____

Bring to a meeting or Mail to:

Ruth Baker 61170 Cottonwood Dr. Bend, Or 97702

thanny@bendbroadband.com 541/350-0290